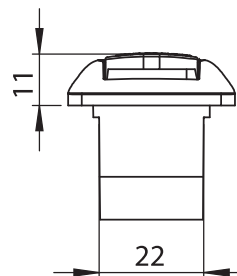
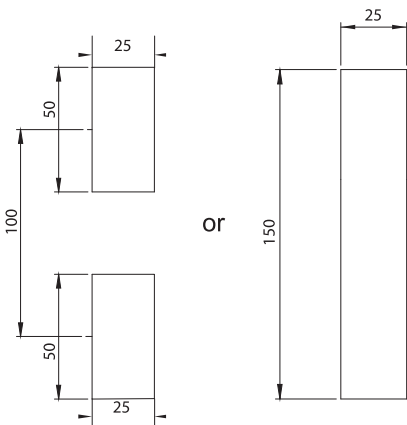
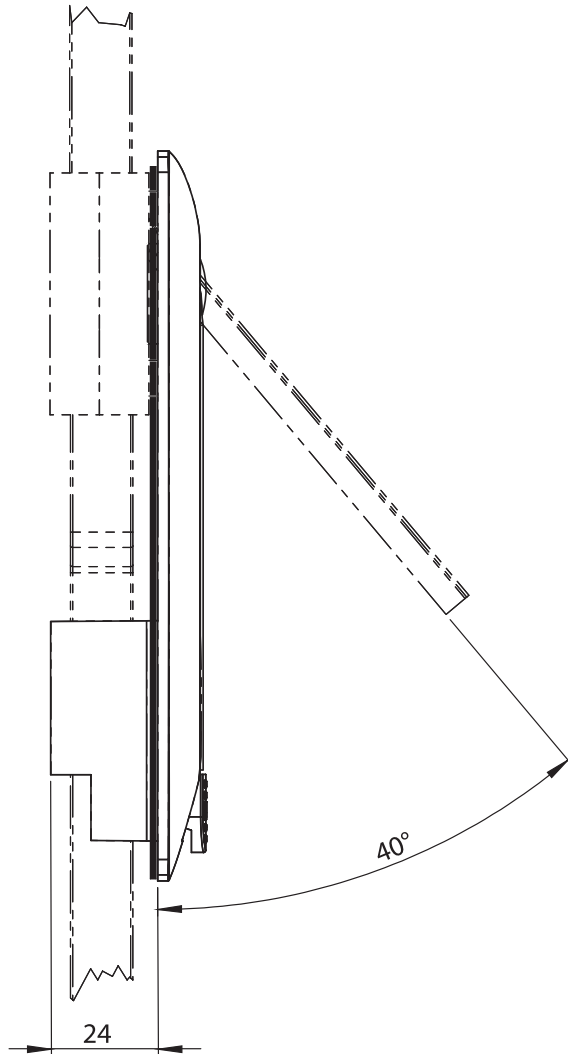


Cut out





Rod Latch Systems

### 2103 - Push Button Swinghandle

	Insert Type	Handle: Black Coated	Handle: Chrome Plated
	Non Locking	2216 - 000 - MK - xxx	2226 - 000 - MK - xxx
	Double bit 3 mm	2216 - 041 - MK - xxx	2226 - 041 - MK - xxx
	Double bit 5 mm	2216 - 042 - MK - xxx	2226 - 042 - MK - xxx
	Triangular 7 mm	2216 - 047 - MK - xxx	2226 - 047 - MK - xxx
	Triangular 8 mm	2216 - 043 - MK - xxx	2226 - 043 - MK - xxx
	Triangular 9 mm	2216 - 049 - MK - xxx	2226 - 049 - MK - xxx
	Square 7 mm	2216 - 044 - MK - xxx	2226 - 044 - MK - xxx
	Square 8 mm	2216 - 045 - MK - xxx	2226 - 045 - MK - xxx
	Slotted	2216 - 048 - MK - xxx	2226 - 048 - MK - xxx
	Keyed 3333	2216 - 023 - MK - xxx	2226 - 023 - MK - xxx
	Keyed Same	2216 - 027 - MK - xxx	2226 - 027 - MK - xxx
	Keyed Differ	2216 - 029 - MK - xxx	2226 - 029 - MK - xxx
	Keyed Differ with Master System	2216 - 028 - MK - xxx	2226 - 028 - MK - xxx

You may chose XXX section from cam tables  
 You may chose MK section from Rod Latch Pages 96-98

#### Material

**Handle** : Zinc Die, black coated or chrome plated  
**Dish** : Polyamide (PA6 GFR30), black

#### Options

- Rod Latch** : Page 96-98
- Cam Adapter** : Page 137
- Cams** : Page 84-85
- Flat Rods** : Page 86-89
- Flat Rod Guides** : Page 87-91

