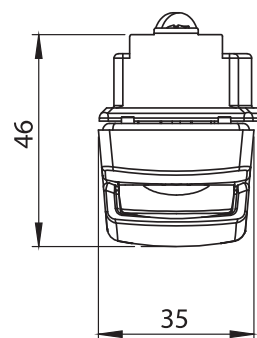
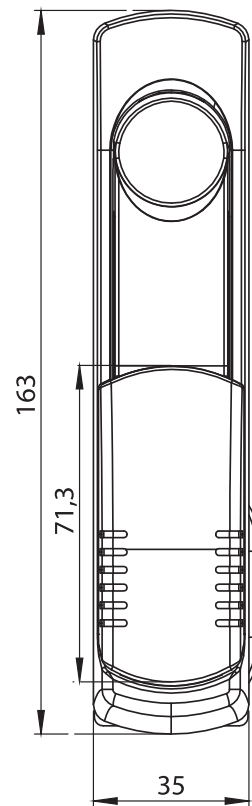
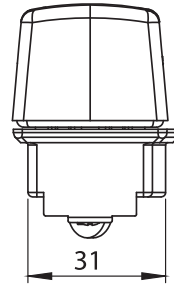
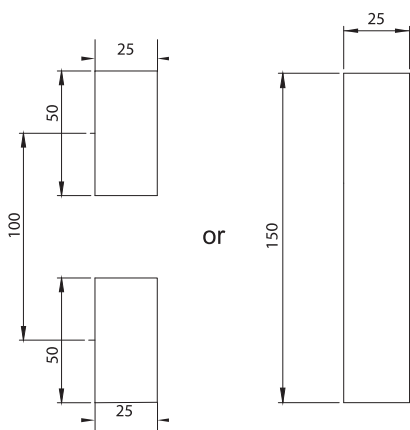
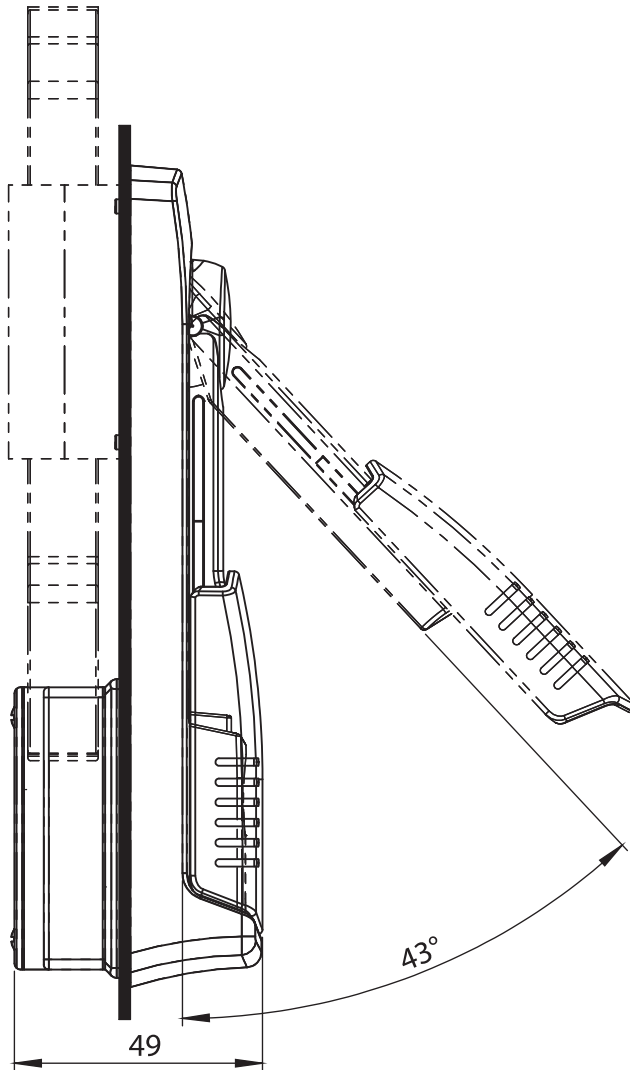











Cut out





Rod Latch Systems

2303 - Swinghandle

Insert Type		
	Double bit 3 mm	2303 - 031 - MK - xxx
	Double bit 5 mm	2303 - 032 - MK - xxx
	Triangular 7 mm	2303 - 037 - MK - xxx
	Triangular 8 mm	2303 - 033 - MK - xxx
	Triangular 9 mm	2303 - 039 - MK - xxx
	Square 7 mm	2303 - 034 - MK - xxx
	Square 8 mm	2303 - 035 - MK - xxx
	Slotted	2303 - 038 - MK - xxx
	Keyed 3333	2303 - 013 - MK - xxx
	Keyed Same	2303 - 017 - MK - xxx
	Keyed Differ	2303 - 019 - MK - xxx
	Keyed Differ with Master System	2303 - 018 - MK - xxx

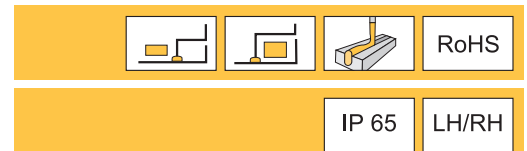
You may chose XXX section from cam tables
You may chose MK section from Rod Latch Pages 96-98

Material

Handle : Zinc Die, black coated
Dish : Polyamide (PA6 GFR30), black
Sliding Latch: Polyamide (PA6 GFR30), black

Options

Rod Latch : Page 96
Cam Adapter : Page 137
Cams : Page 84-85
Flat Rods : Page 86-89
Flat Rod Guides : Page 87-91



IP 65 LH/RH